



Monofacial

**Bifacial**

# LP182\*182-M-72-NB N-Type TOPCon Dual Glass

Rated Power 565-585W



**N** N-Type MBB Cell  
New circuit design N-type cells, can increase the output power of 10W~20W

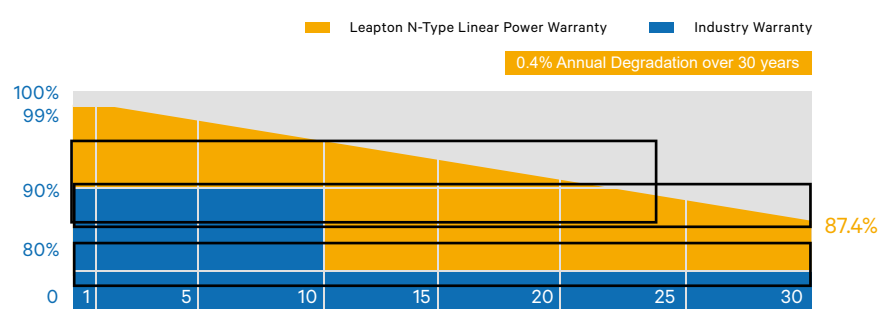
**LOW LIGHT** Low Light Features  
Higher performance under low light environment.

**CONVERSION** Bifacial with dual glass  
Module adopts 182\*182mm half cells, bifacial module provide an additional 5%~25% output.

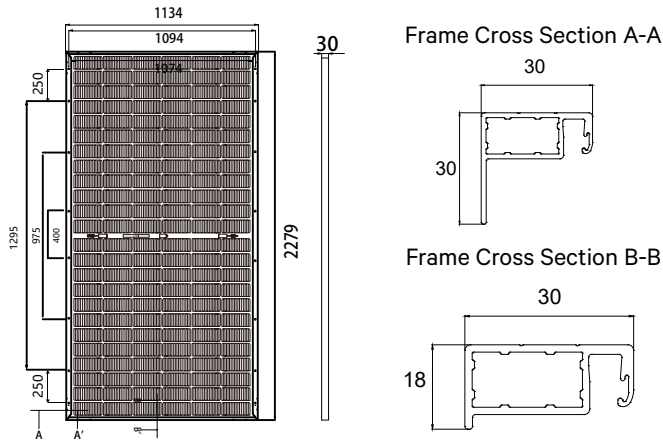
**PID RESISTANT** PID Protection  
Ensure the attenuation probability caused by PID phenomenon is minimized.

**RESISTANT** Harsh Environmental Adaptability  
Strict salt spray and ammonia corrosion test by TUV Nord.

**2400 Pa 5400 Pa** Load Capacity  
Mechanical load tests including wind load 2400 Pa and snow load 5400 Pa done by TUV Nord.



## MECHANICAL DIAGRAMS



## SPECIFICATIONS

Weight	32kg
Dimensions	2279mm*1134mm*30mm
Cell Dimensions	182*182mm
Cell Amount	72*2 pcs
Maximum System Voltage	1500V
Junction Box	IP68
Frame	Aluminum Alloy
Cable	4mm <sup>2</sup> , N 1400mm/P 1400mm for Horizontal installation 4mm <sup>2</sup> , N 300mm/P 300mm for Vertical installation
Connector	MC4 compatible
Application Level	Class A

## ELECTRICAL PARAMETERS AT STC

Power	565W	570W	575W	580W	585W
Open Circuit Voltage	50.68V	50.82V	50.96V	51.09V	51.22V
Short Circuit Current	14.21A	14.29A	14.37A	14.45A	14.53A
Maximum Power Voltage	41.99V	42.14V	42.29V	42.42V	42.55V
Maximum Power Current	13.46A	13.53A	13.60A	13.67A	13.74A
Module Efficiency	21.86%	22.06%	22.25%	22.44%	22.64%

\* Under Standard Test Conditions (STC) of irradiance of 1000 W/m<sup>2</sup>, spectrum AM 1.5 and cell temperature of 25°C.

## ELECTRICAL PARAMETERS AT NMOT

Power	425W	429W	433W	436W	440W
Open Circuit Voltage	48.14V	48.28V	48.41V	48.54V	48.67V
Short Circuit Current	11.47A	11.53A	11.60A	11.67A	11.73A
Maximum Power Voltage	39.48V	39.61V	39.70V	39.81V	39.92V
Maximum Power Current	10.77A	10.83A	10.90A	10.96A	11.02A
Module Efficiency	16.44%	16.60%	16.75%	16.87%	17.03%

\* Under Nominal Module Operating Temperature (NMOT), irradiance of 800 W/m<sup>2</sup>, spectrum AM 1.5, ambient temperature 20°C, wind speed 1 m/s.

## ELECTRICAL PARAMETERS ( AT 10% BIFACIAL POWER OUTPUT )

Output Power	622W	627W	633W	638W	644W
Open Circuit Voltage	50.69V	50.83V	50.97V	51.10V	51.23V
Short Circuit Current	15.61A	15.70A	15.80A	15.90A	16.00A
Maximum Power Voltage	42.01V	42.16V	42.31V	42.44V	42.57V
Maximum Power Current	14.79A	14.87A	14.95A	15.03A	15.12A

## TEMPERATURE CHARACTERISTICS

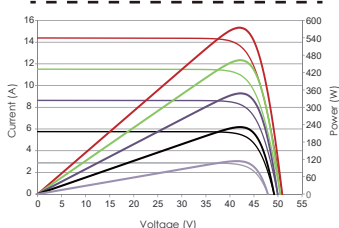
NMOT	41±3°C	Temp Coefficient of ISC	+0.046%/°C
Temp Coefficient of VOC	-0.25%/°C	Temp Coefficient of Pmax	-0.30%/°C

## PACKING CONFIGURATION

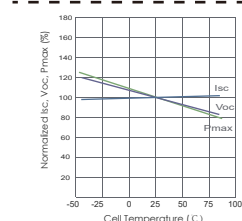
Modules/Pallet	36 Pieces	Modules/40'Container	720 Pieces
Packing Description	20 Pallets, Total=(36+36)x10=720 Pieces		

## CHARACTERISTICS

LP182\*182-M-72-NB-570W



LP182\*182-M-72-NB-570W



## MAXIMUM RATING

Output Tolerance	0~+5W
Operating Temperature	-40°C~+85°C
Wind Load/Snow Load	2400pa/5400pa
Fuse Current	25A



Headquarter : Lepton Energy Co., Ltd.

📍 Tosei Bldg. 6F, 1-2-1 Aioi-cho, Chuo-ku Kobe-shi, Hyogo, 650-0025, Japan

Manufacturer : Lepton Solar (Changshu) Co., Ltd.

📍 No.9, Sunshine Avenue, Changshu City, Jiangsu, China

☎ +81-78-382-3182

🌐 www.leptonenergy.jp

☎ +86-512-88800068

✉ info@leptonenergy.com

🌐 www.leptonpv.com

